




Sherwood Grange Public School

# STAGE 2

## 2024 INFORMATION BOOKLET



For more information visit: <https://sherwoodgr-p.schools.nsw.gov.au>



# 2024 Information for Stage 2 Parents

## Meet the Stage 2 Teachers

Welcome to Stage 2. Your Stage 2 teachers in 2024 are Miss Fares, Mrs Chisholm, Miss Bechara and Mrs Pham. We are excited to share this learning journey with you and your child as they learn and grow in the middle years of primary school. Every school year is an important stage in your child's life and we recognise that it is a privilege to develop and foster your child's emotional, social and academic growth.



**Miss Fares**  
Stage 2 AP  
4/3F



**Mrs Chisholm**  
4/3F



**Miss Bechara**  
4/3B



**Mrs Pham**  
4/3P

## Expectations and Values

**Our school expectations are:**

Be Safe

Be Respectful

Be Responsible

**Our School Values include:**

Care, Fairness, Excellence, Inclusion, Integrity and Participation.

At Sherwood Grange Public School we encourage EVERY CHILD to follow our school values, working towards becoming the best version of themselves.

We model and guide our students to care for others and the environment; show fairness towards others; work towards excellence with their learning, striving to do their best and be the best they can be; include others and participate in all activities.

We teach our students that integrity is not only about doing the right thing, it is also about owning their behaviour, making good choices (regardless of whether someone is watching or not) and accepting consequences for their actions.



# 2024 Information for Stage 2 Parents

## Punctuality and Attendance

Students in NSW Public Schools are expected to attend every school day (unless they are legally excused) and be in class on time.

When a child arrives late to the classroom it interrupts the teaching of lessons and disturbs the learning of others. In addition, the student will have missed out on important instructions and may experience difficulty settling into the day.

Class rolls are regularly monitored by a Home School Liaison Officer (HSLO) from the Department of Education (DoE). The HSLO not only checks student absences, but also late arrivals to school. If your child's attendance or punctuality is of concern, you could be contacted by the HSLO. By ensuring that your child arrives at school on time and ready to learn, you are giving your child the best possible start to a day of learning. You are also helping them to develop good habits that will be of benefit to them in the future.

Parents and carers can help foster positive attendance habits by:

- helping their child learn the importance of punctuality and routine
- ensuring their child arrives on time for the start of the school day, ready to participate in learning
- reducing disruption to learning where possible, by planning any necessary appointments outside of school time
- promptly communicating any absence to the school

Regular attendance at school is essential if students are to achieve their potential.



## Absence Notes

Department of Education policy requires parents/carers to provide a written explanation for their child's absence on their return to school. This can be provided in writing or through Sentral Parent Portal.

## Sentral Parent Portal



Sentral Parent Portal is our method of digital communication with families. As well as receiving important information and updates about school activities, parents and carers are able to use Sentral to explain absences and book student progress meetings.



# 2024 Information for Stage 2 Parents

## School Uniforms



Sherwood Grange Public School has high expectations for school uniform. All students are expected to be in full school uniform every day including black shoes and a school hat. School uniforms should be ordered online via the website [sherwoodgrange.uniforms4u.com.au](http://sherwoodgrange.uniforms4u.com.au) or scanning the QR code with password sgps2160. Oz Fashions is the only authorised supplier of our school uniform.

## Additional Uniform Requirements

- Students may wear a watch – no bright colours or smart watches
- Earrings (one piercing per ear only) must be gold or silver, studs or sleepers
- No necklaces or bracelets/bangles
- No nail polish, acrylic nails or makeup
- Head scarves should be white, black or bottle green
- Long hair (boys or girls) must be tied back with bottle green, black or white hair ties
- No streaks or coloured hair.

Thank you for your support in maintaining our HIGH EXPECTATIONS.

## Online Payments

Our school accepts online payments only. The only exception to our cashless system will be when students bring in the exact coins required to purchase things such as Zooper Doopers (50c) and individual whiteboards (\$6.00). When we hold fundraising mufti days or events, we kindly ask for a gold coin donation.

To make an online payment:

- ✓ Visit our school website at: <https://sherwoodgr-p.schools.nsw.gov.au/>
- ✓ Click *Make a Payment*
- ✓ Complete the payment process – fill in only those fields marked with an asterisk \*
- ✓ Record the receipt number on the Permission Slip.
- ✓ Return the signed Permission Slip with the receipt number to school with your child.



## Crunch and Sip




'Crunch & Sip' is a time during the day where children 're-fuel' with fruit or vegetables and water to assist with their physical and mental performance and concentration in the classroom. Each day your child is encouraged to bring cut up vegetables or fruit to school to eat.




# 2024 Information for Stage 2 Parents

## Home-Learning

Home-Learning provides training for students in planning and organising time and develops a range of skills in identifying and using information resources. Home-Learning establishes habits of study, concentration and self discipline. The Stage 2 Home-Learning grid includes daily and weekly activities for students to complete. These activities are designed to provide the opportunity for revision of class work and promote a balanced lifestyle for students and their families. Home-Learning is due each Friday and will be viewed by your child’s class teacher.

Everyday Activities		
<b>Reading</b> Spend 15 mins for 10-12 minutes every night. Make sure you read a mix of text levels (magazines, newspapers, comics, online articles, etc.). Perhaps choose a PSF text. 	<b>Drilling</b> Go to <a href="https://www.prodigy.com/">https://www.prodigy.com/</a> to practice the week's Maths topics.  <b>Times Table</b> Drilling your times tables by writing them out or getting someone to quiz you (and yourself). Week 5 - 2x and 6x Week 6 - 3x and 9x Week 7 - 4x and 8x Week 8 - 5x and 10x Week 9 - 7x and 11x Week 10 - 8x and 12x	<b>Spelling</b> Practice your spelling words each day. You could... <ul style="list-style-type: none"> <li>Copy them out</li> <li>Put your words in sentences</li> <li>Find dictionary meanings</li> <li>Make a crossword or find a word!</li> <li>Read and spell words aloud (get an adult to sign that you finished)</li> </ul> 
<b>Speaking &amp; Listening</b> Share a conversation with someone at home. Tell them the best part of your day or teach them something you learned!	<b>Physical Activities</b> Get active outside at school hours or least 3 times each week. You could go for a walk or participate in some sort of physical activity with a family member.	<b>Life Skills</b> Help to build hygiene a meal or bake something.

## Library



Classes will have the opportunity to borrow books from ‘Rhonda Parnis Library’. The library has a wide selection of picture books, chapter books, novels, comics and factual texts. Students must have their library bag with them in order to borrow books.

## Sport

Sport day is on Friday and students are required to wear their full sport uniform. Our sport uniform is a Sherwood Grange sport polo shirt, black sport shorts with Sherwood Grange PS embroidery or black microfiber tracksuit pants, white socks (no anklet or “no show” sport socks) and predominantly white or predominantly black joggers (please limit bright colours).



**Black tights, leggings or lycra shorts are not to be worn instead of the Sherwood Grange PS black sport shorts or tracksuit pants.**

PSSA sports: Term 1 & 4 – Softball (Yrs 5 & 6), T Ball (Yrs 3 & 4), Cricket (Yrs 3 & 4, Yrs 5 & 6 - mixed teams)

Term 3 & 4 – Netball and Newcombe Ball (Yrs 3 - 6 mixed teams)  
Soccer and League tag (Yrs 3 - 6 mixed teams)



## Technology

Stage 2 students will be using HP laptop computers in class. These devices will support teaching and learning across all Key Learning Areas and promote the development of students’ ICT skills.



# 2024 Information for Stage 2 Parents

## eSafety

Stage 2 students participate in regular eSafety programs and webinars covering a range of current online safety issues, such as, play it safe and fair online; online bullying; being cybersafe; making good choices online and protecting privacy online.

## Birthday Celebrations

For health and safety reasons, including anaphylaxis, children are not able to bring cupcakes or lolly bags to school when it is their birthday. Instead, we celebrate birthdays by presenting children with a birthday badge. Teachers will do their best to remember when a child has a birthday, but if your child would like a birthday badge, please remind them to go to the Front Office on the day of their birthday to ensure they don't miss out.



## Extra-Curricular Opportunities

Throughout the year, Stage 2 students have the opportunity to participate in a wide range of extra-curricular activities. These include:

- Multicultural Public Speaking Competition
- Spelling Bee
- Choir
- Dance Group
- Swim School
- ZING Activ dance

## Meeting the Needs of EVERY CHILD

At Sherwood Grange our purpose is to meet the academic, social, emotional, creative and physical needs of EVERY CHILD. This is achieved in a number of ways. The most common way that teachers meet the academic needs of all children is through differentiation of their class programs. This is where adjustments are made to support children who need extra help and extend those who need more of a challenge. Another way we meet the needs of all learners is through targeted small groups. Throughout the year your child may be withdrawn from class to participate in short, small group English or Maths lessons. This is not a cause for alarm, but an opportunity for your child to fine tune targeted skills in a particular focus area.







# 2024 Information for Stage 2 Parents

## 2024 Learning Overview

The table below outlines the topics that will be covered by Stage 2 across the Key Learning Areas this year.

	Term 1	Term 2	Term 3	Term 4
<b>English</b>	Focus Areas: <ul style="list-style-type: none"> <li>• Oral language and communication</li> <li>• Vocabulary</li> <li>• Reading fluency</li> <li>• Reading comprehension</li> <li>• Creating written texts</li> <li>• Spelling</li> <li>• Handwriting and digital transcription</li> <li>• Understanding and responding to literature</li> </ul>			
<b>Maths</b>	Focus Areas: <ul style="list-style-type: none"> <li>• Number and Algebra               <ul style="list-style-type: none"> <li>- Representing numbers using place value</li> <li>- Additive relations</li> <li>- Multiplicative relations</li> <li>- Partitioned fractions</li> </ul> </li> <li>• Measurement and Space               <ul style="list-style-type: none"> <li>- Geometric measure</li> <li>- 2D spacial structure</li> <li>- 3D spacial structure</li> <li>- Non-spacial measure</li> </ul> </li> <li>• Statistics and Probability               <ul style="list-style-type: none"> <li>- Data</li> <li>- Chance</li> </ul> </li> </ul>			
	Term 1	Term 2	Term 3	Term 4
<b>HSIE</b>	<b>History – Community and Remembrance</b> This topic provides a study of identity and diversity in both a local and broader context. Moving from the heritage of their local area, students explore the historical features and diversity of their community. They examine local, state and national symbols and emblems of significance, and celebrations and commemorations, both locally and in other places around the world.		<b>Geography – Places are similar and different</b> Students examine natural and human features of Australia and the diverse characteristics of Australia’s neighbouring countries. They explore the different climates, settlement patterns and demographic characteristics of places and use this information to imagine what it would be like to live in different places. Students consider how people’s perceptions of places are the basis for actions to protect places and environments.	
<b>Science</b>	<b>Solid and Liquids</b> How solids and liquids change state and the properties of natural and processed materials. Students investigate how		<b>Light, Heat and Energy</b> Light, heat and electrical energy and how contact forces affect the behaviour of objects. Students develop an understanding of energy	



# 2024 Information for Stage 2 Parents

	different properties of materials affect their suitability for products.		as a resource that can be generated and transferred.	
<b>PDHPE</b>	How can we care for and include each other?  What helps us to stay healthy and safe?	How can we make healthy and safe choices in different situations?  What helps us to stay healthy and safe?	What makes me unique?  How do we grow?	What choices can help make me safe, supported and active?  What helps us to stay healthy and safe?
	How can we participate with others when we are active?  How do we move our bodies?	How do we move our bodies?  What choices can help make me safe, supported and active?	How can we solve problems when moving?	How do we move our bodies?  Dance
<b>Creative &amp; Performing Arts</b>	<b>Visual Arts – Artists</b> <b>Music – Playing</b>	<b>Visual Arts – Artists</b> <b>Drama – Performing and interpreting drama</b>	<b>Visual Arts – Media</b> <b>Music – Singing</b>	<b>Visual Arts – Media</b> <b>Dance – Performing</b>